

## Creating an Account

Go to [www.blinklearning.com](http://www.blinklearning.com). Click on the **Create account** button.



### Registration

*These registration steps must only be completed when a user is creating an account for the first time.*

Login to **Blink**

Registration form

CL65698935

new\_student@klett-usa.com

New Student

.....

17

Register

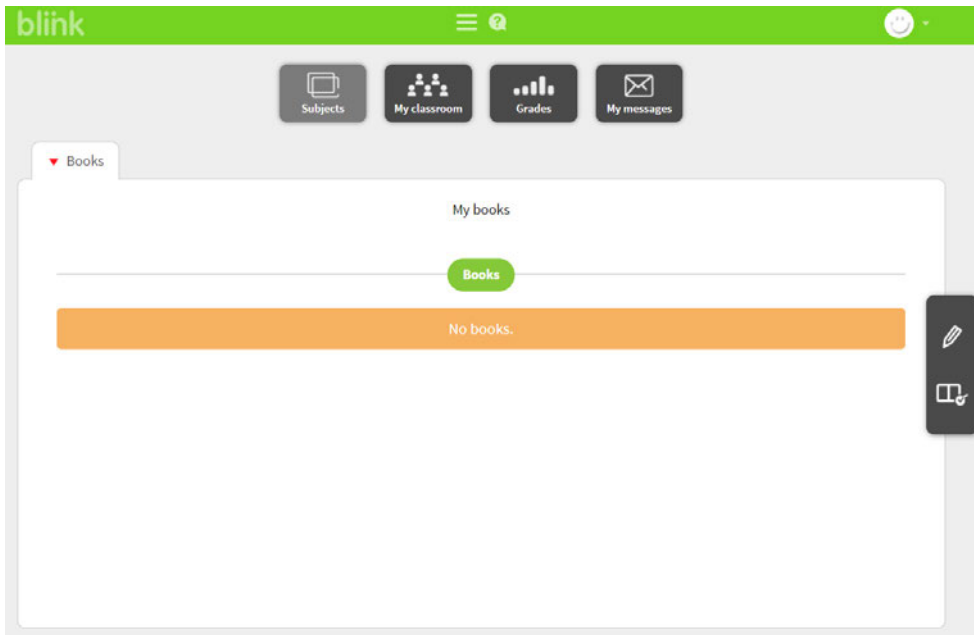
I have read and accept the data protection policy

1. Enter the **Class code** provided to you by your teacher. This number always begins with "CL."

It is important that you enter a **Class code** (not a Book Code) in the registration form.

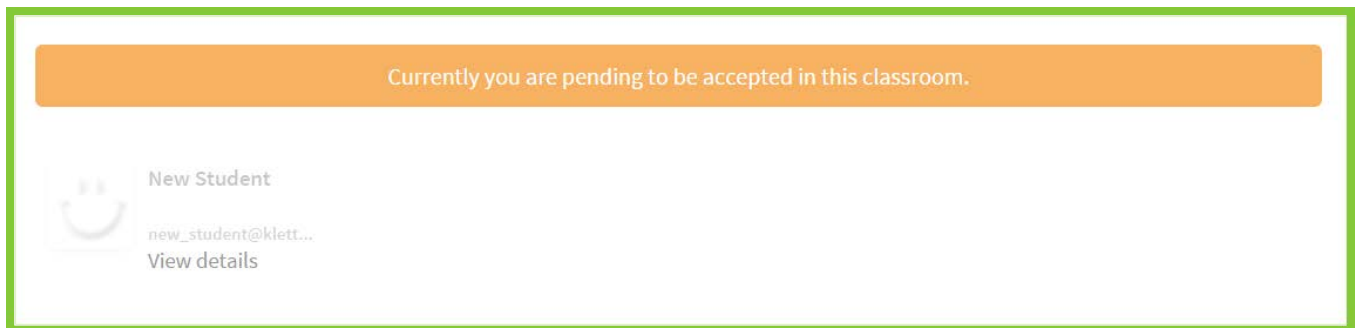
2. Enter your e-mail address. **Be sure to proofread it.** This will be your user name.
3. Enter your First and Last names, create a password, and enter your age.
4. Read and accept the Data Protection Policy and then click on **Register**.

## Joining a Classroom - New Student



Setting up a new account will bring you automatically to the main menu.

Click on **My classroom** to view your section. You will see the following message.



You must wait for your teacher's confirmation to proceed to the classroom functions.

**Note:** You will be able to see a demo version (the first 3 chapters) of each book even prior to your teacher's confirmation. To have full access to your books, you must activate a valid **Book Code**.

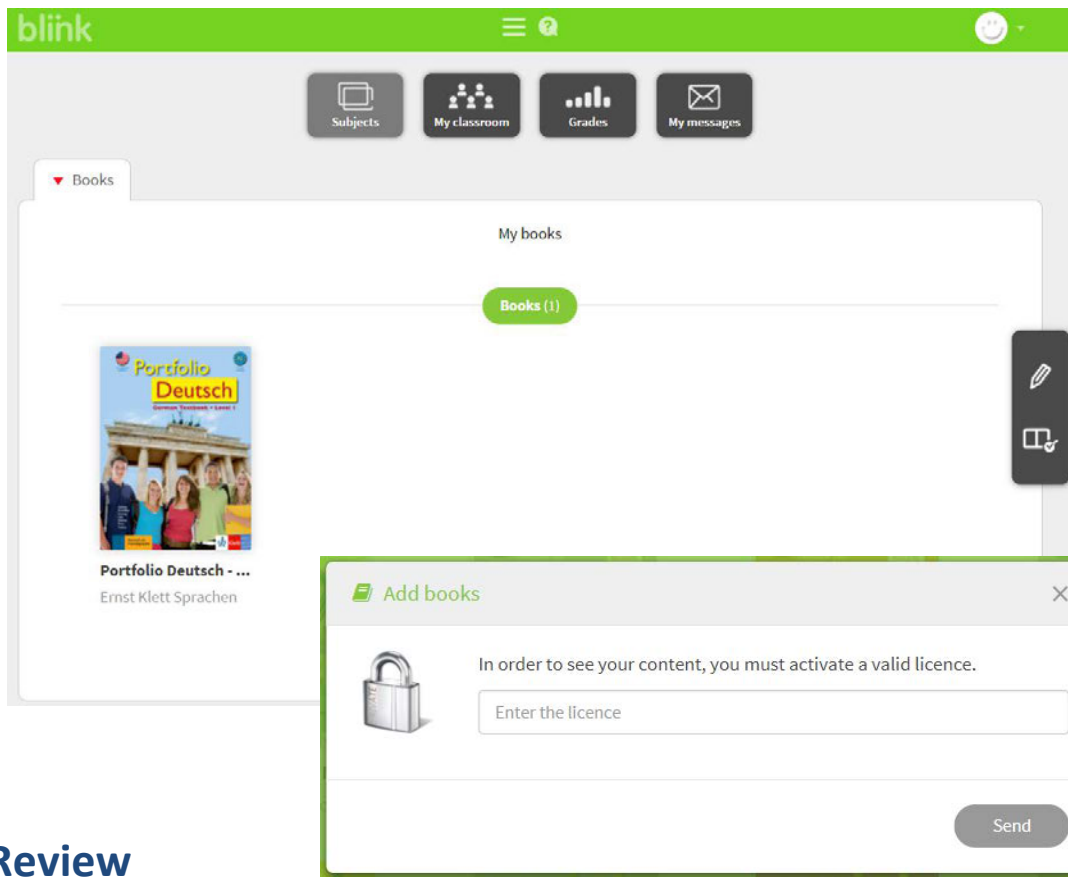
High/Middle School Students: your teacher will advise you how to obtain a **Book Code**.

College Students: all **Book Codes** must be purchased at [www.klett-usa.com](http://www.klett-usa.com).

## Add Content (Books)

Once you have a **Book Code**, follow these steps to view the entire product:

1. Select **Subjects**.
2. Click on the **Add books** button in the toolbar on the right side of the screen.
3. Enter the valid **Book code** (license) for each book you will be using this semester.



**Pro Tip:** write your **Book code** somewhere safe, e.g., in a folder or notebook. This is useful should you need account support in the future.

## Review

You should have

1. created an account with a **Class code** given to you by your teacher.
2. activated a valid **Book code** for each product you will be using this semester. Book codes can be purchased from [www.klett-usa.com](http://www.klett-usa.com) or from select bookstore partners.

*Viel Spaß beim Deutschlernen! Have fun learning German!*

## Support

If you forgot your username and/or password, contact [help@blinklearning.com](mailto:help@blinklearning.com).

Provide them with your **Book code**.